

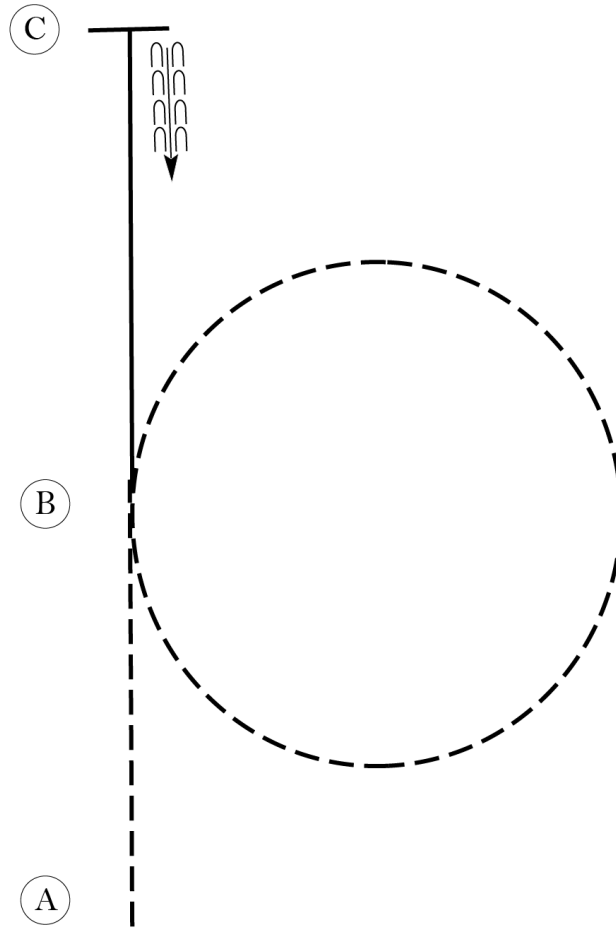
Garden State Paint Horse Club

All Breed, Novice Youth and Amateur Equitation

Show Date: 09/25/21

w w w . H o r s e S h o w P a t t e r n s . c o m

w w w . H o r s e S h o w P a t t e r n s . c o m



Be ready before A.

1. Sitting trot A to B.
2. At B, posting trot circle to the right on proper diagonal.
3. At B, canter on the left lead to C.
4. Stop at C and back approximately one horse length.

Walk	-----
Trot	- - - - -
Extended Trot	-----
Canter	—————
Leg Yield	
Lead Change	↙ ↘
Back	← ← ← ← ←
Marker	⊙
Sidepass	← - - - - →
Hand Gallop	—————

[HSE/1-2]

Pattern Provided by:

Your Judges

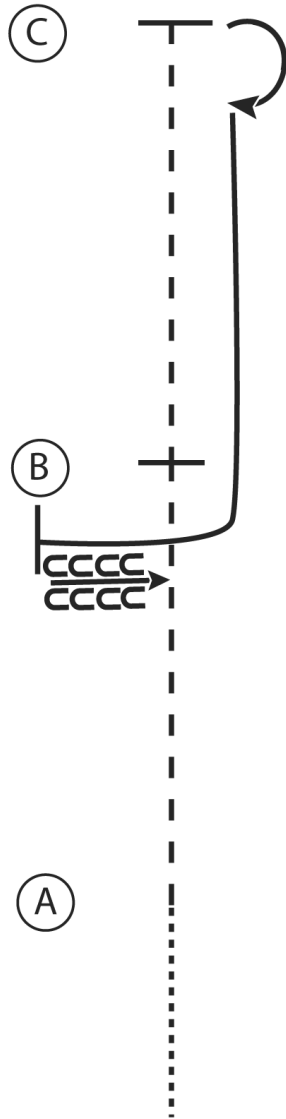
Garden State Paint Horse Club

All Youth and Amateur Equitation

Show Date: 09/25/21

www.HorseShowPatterns.com

www.HorseShowPatterns.com



1. Walk to A
2. Posting trot, left diagonal, A to B
3. Stop at B
4. Posting trot, right diagonal, B to C
5. Stop at C and perform a 180 degree turn to the right on the forehand
6. Canter on the left lead to and around B
7. At B stop and back

Walk
Trot	- - - - -
Extended Trot	- - - - -
Canter	—————
Leg Yield	
Lead Change	↙ ↘
Back	← ← ← ← ←
Marker	Ⓚ
Sidepass	← - - - - ←

[HSE/2-8]

Pattern Provided by:

Your Judges

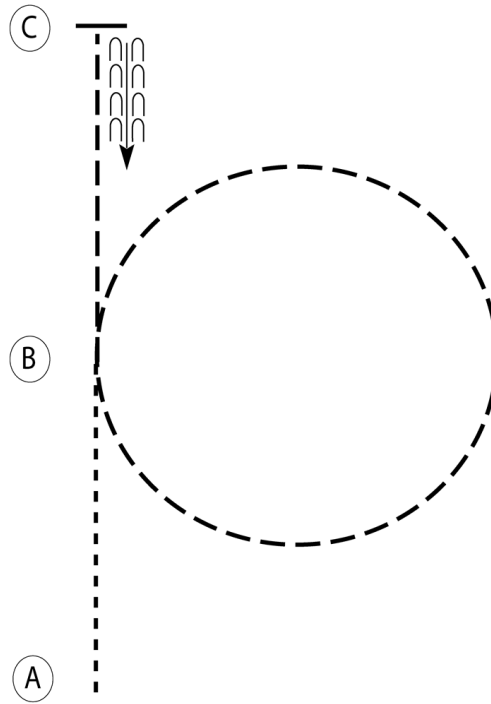
Garden State Paint Horse Club

All Walk Trot Hunt Seat Equitation

Show Date: 09/25/21

w w w . H o r s e S h o w P a t t e r n s . c o m

w w w . H o r s e S h o w P a t t e r n s . c o m



Be ready at A.

1. Walk from A to B.
2. At B, perform a posting trot circle to the right on the proper diagonal.
3. Return to B and perform a sitting trot to C.
4. Stop at C and back approximately one horse length.

Follow the instructions of your ring steward.

Walk	-----
Trot	- - - - -
Extended Trot	-----
Canter	-----
Leg Yield	
Lead Change	↙ ↘
Back	← ← ← ← ←
Marker	⊙
Sidepass	← →
Hand Gallop	-----

[HSE/WT-32]

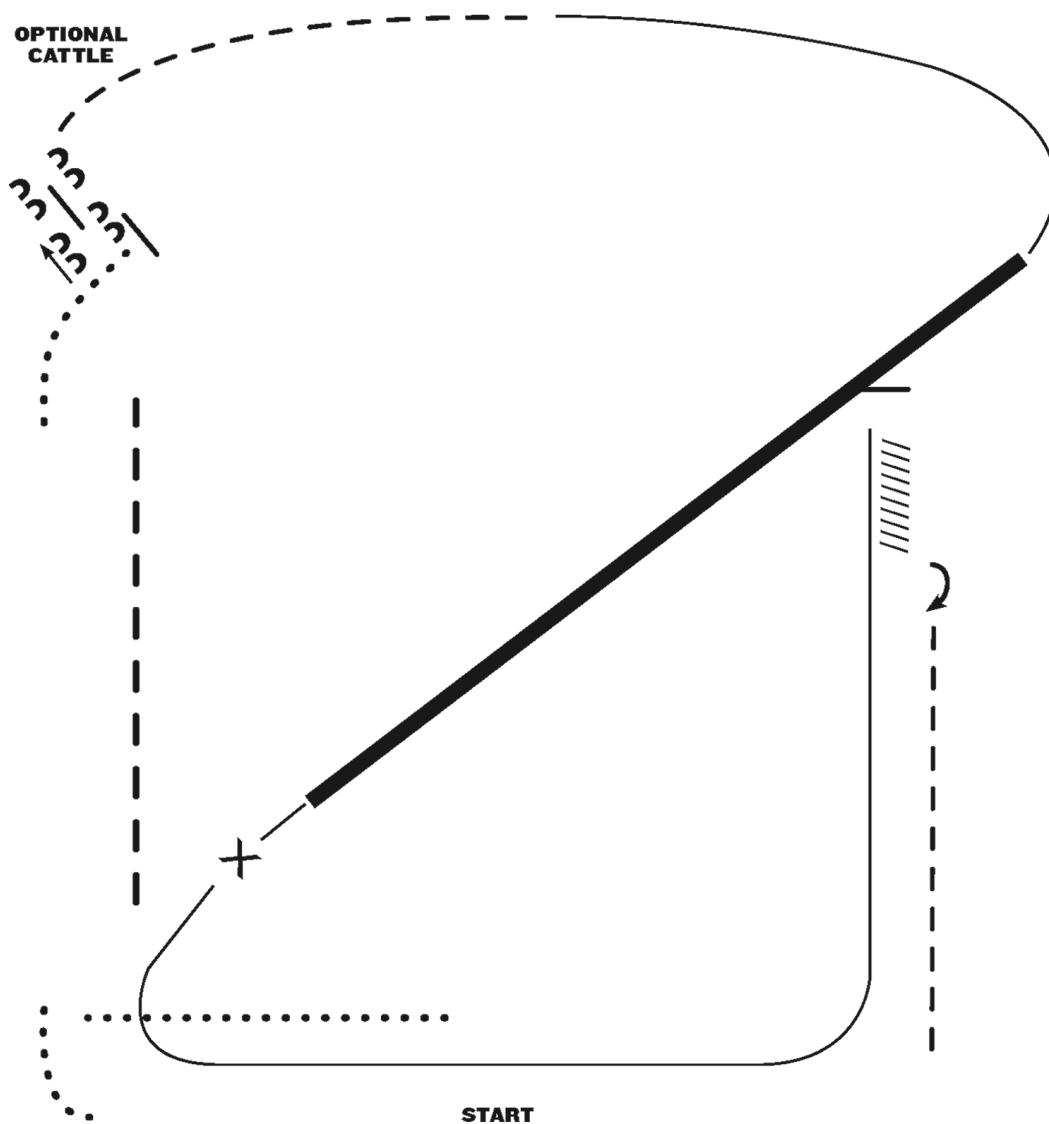
Pattern Provided by:

Your Judges

Garden State Paint Horse Club

All Ranch Riding

Show Date: 09/25/21



1. Walk
2. Extended trot
3. Walk
4. Stop, side pass log left
5. Trot
6. Lope right lead
7. Extended Lope (right lead)
8. Collect lope and change leads (simple or flying)
9. Lope left lead
10. Stop and back
11. 180 turn to right
12. Trot

Note: The drawn description of this pattern is only intended for the general depiction of the pattern. Exhibitors should utilize the arena space to best exhibit their horses.

[RR/AQHA-10]

Pattern Provided by:

Your Judges

w w w . H o r s e S h o w P a t t e r n s . c o m

w w w . H o r s e S h o w P a t t e r n s . c o m

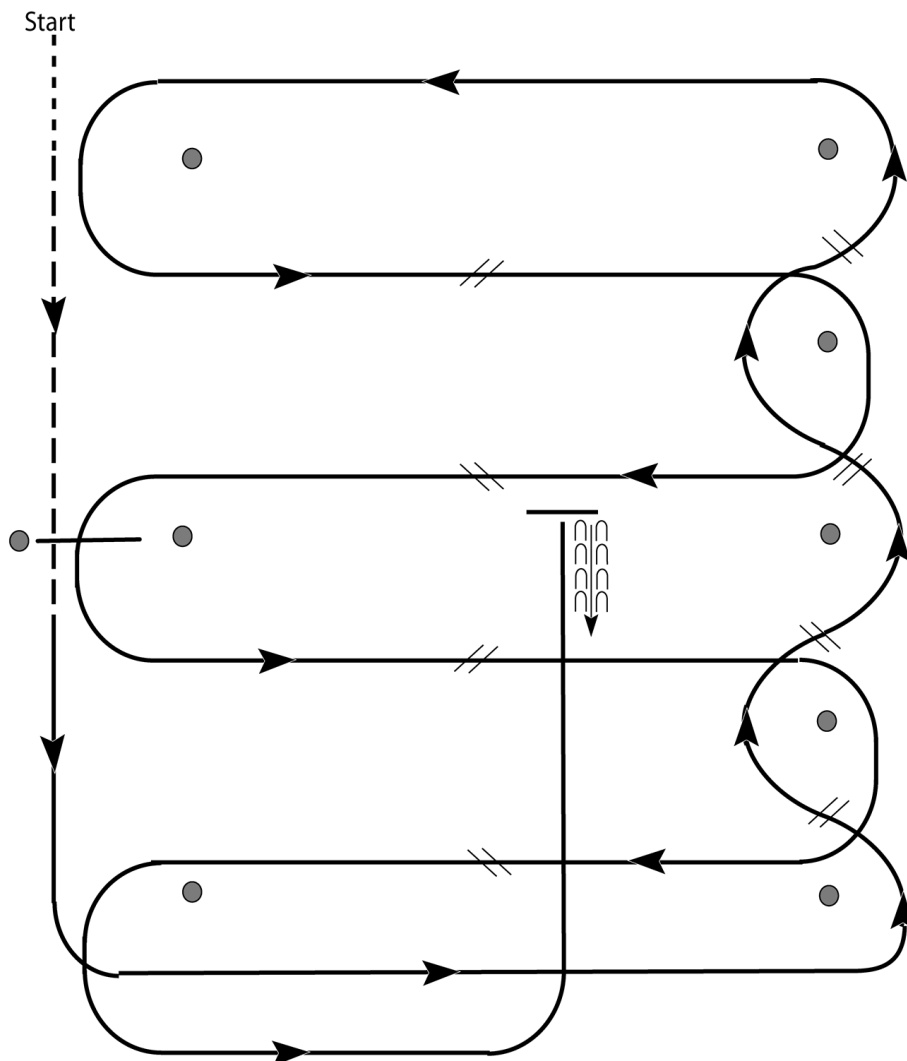
Garden State Paint Horse Club

All Western Riding

Show Date: 09/25/21

w w w . H o r s e S h o w P a t t e r n s . c o m

w w w . H o r s e S h o w P a t t e r n s . c o m



1. Walk and jog over log.
2. Transition to lope and lope around end.
3. First line change.
4. Second line change.
5. Third line change.
6. Fourth line change and lope around the end of the arena.
7. First crossing change.
8. Second crossing change.
9. Lope over log.
10. Third crossing change.
11. Fourth crossing change.
12. Lope up the center, stop and back.

[WR/OP-1]

Pattern Provided by:

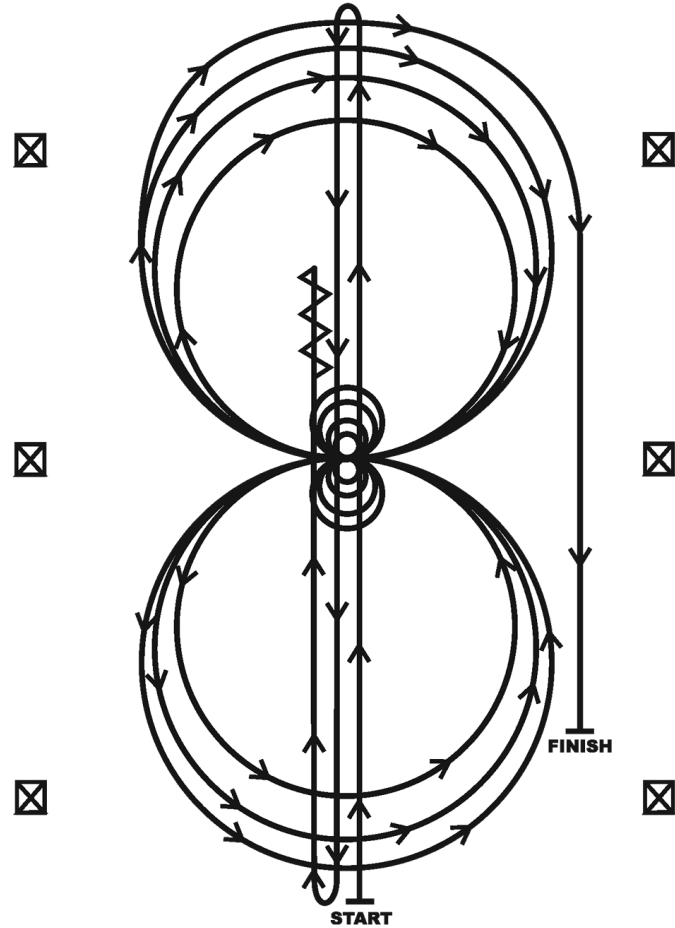
Your Judges

Garden State Paint Horse Club

All Reining

Show Date: 09/25/21

REINING PATTERN 7



1. Run at speed to the far end of the arena past the end marker and do a left rollback—no hesitation.
2. Run to the opposite end of the arena past the end marker and do a right rollback—no hesitation.
3. Run past the center marker and do a sliding stop. Back up to the center of the arena or at least ten feet (three meters). Hesitate.
4. Complete four spins to the right. Hesitate.
5. Complete four and one-quarter spins to the left so that horse is facing left wall or fence. Hesitate.
6. Beginning on the right lead, complete three circles to the right: the first two circles large fast; the third circle small and slow. Change leads at the center of the arena.
7. Complete three circles to the left: the first two circles large fast; the third circle small and slow. Change leads at the center of the arena.
8. Begin a large circle to the right but do not close this circle. Run straight down the right side of the arena past the center marker and do a sliding stop at least twenty feet (six meters) from the wall or fence. Hesitate to demonstrate completion of the pattern.

[R/AQHAP-7]

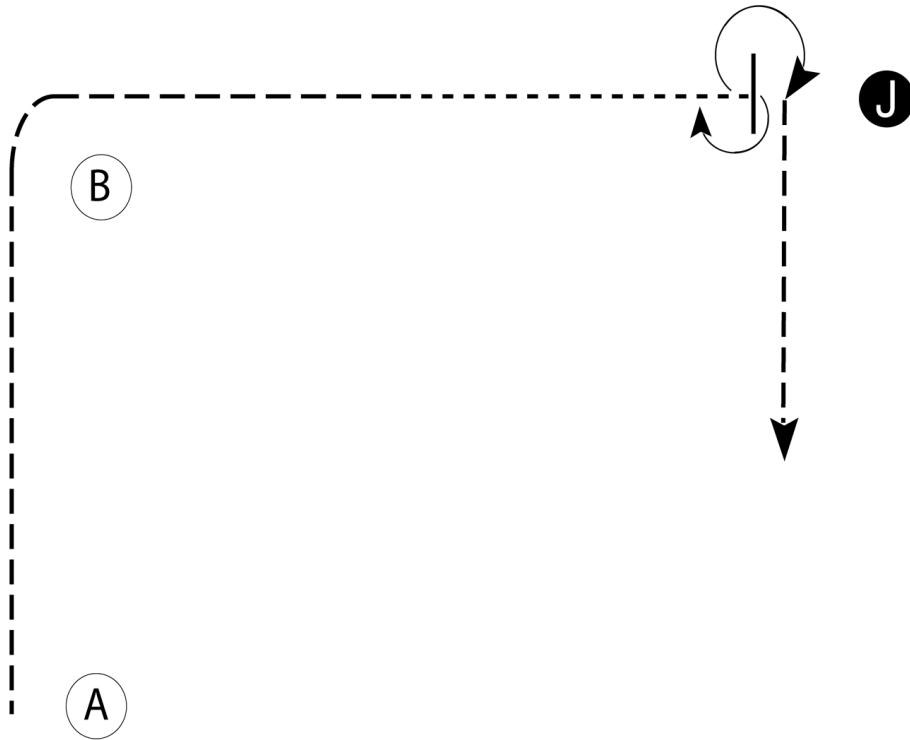
Pattern Provided by:

Your Judges

Garden State Paint Horse Club

All Breed, Novice Youth and Amateur Showmanship

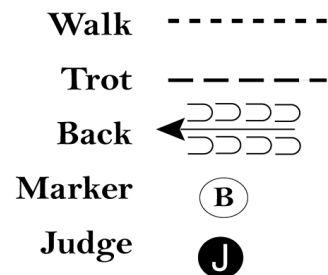
Show Date: 09/25/21



Be ready at A.

1. Trot from A around B and half way to the Judge.
2. Break to the walk. Walk to the Judge.
3. Stop and perform a 180 degree turn. Set up for inspection.
4. When dismissed, perform a 270 degree turn and trot straight away from the Judge.

Follow the instructions of your ring steward.



[S/2-33]

Pattern Provided by:

Your Judges

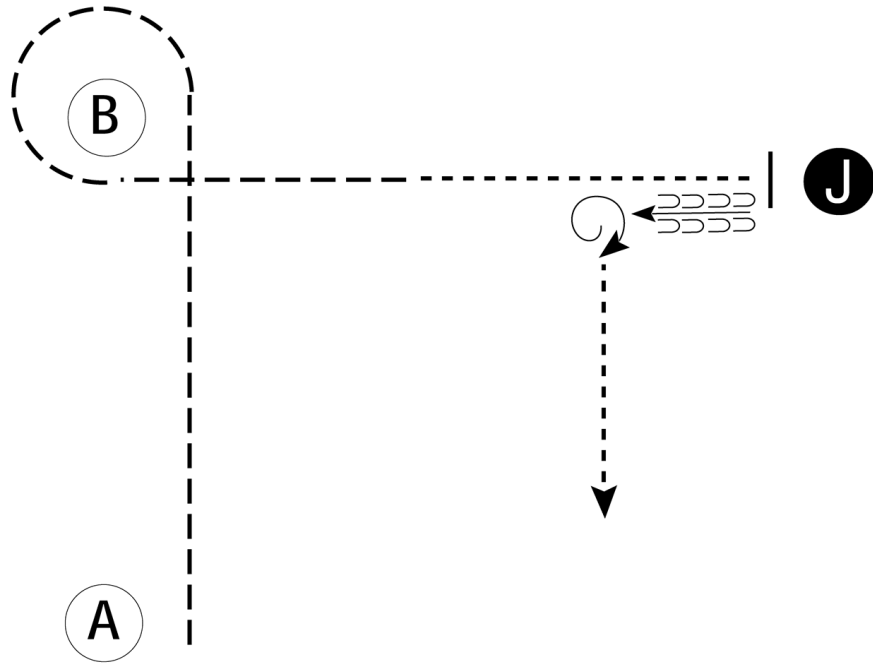
Garden State Paint Horse Club

All Youth and Amateur Showmanship

Show Date: 09/25/21

w w w . H o r s e S h o w P a t t e r n s . c o m

w w w . H o r s e S h o w P a t t e r n s . c o m



Be ready at A.

1. Trot from A to B.
2. Trot a tight circle around B.
3. Continue to trot halfway to judge.
4. Break to a walk and walk to judge.
5. Stop and set up for inspection.
6. When dismissed, back approximately one horse length.
7. Perform a 1 1/4 turn and walk away.

Follow the directions of your ring steward.

Walk	-----
Trot	- - - - -
Back	←
Marker	ⓑ
Judge	ⓐ

[S/3-56]

Pattern Provided by:

Your Judges

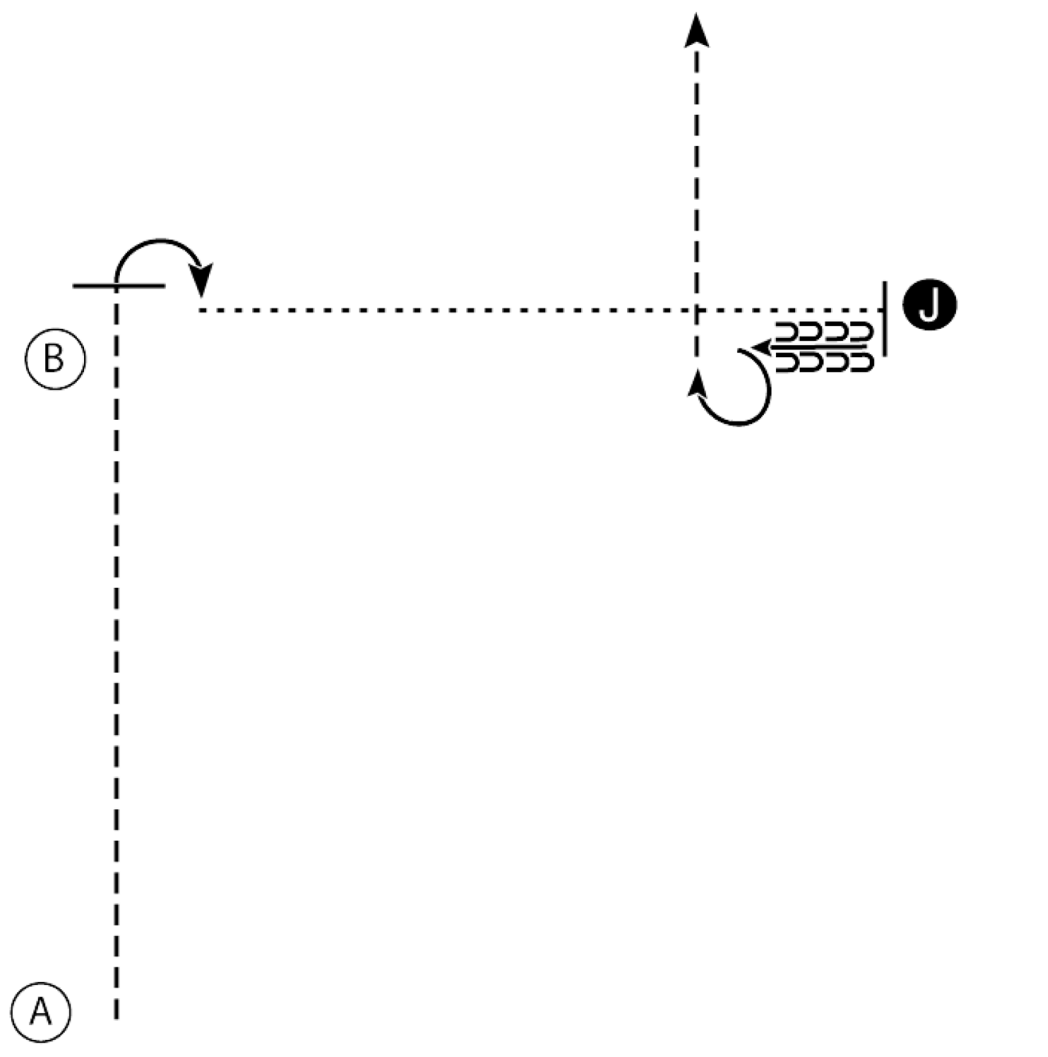
Garden State Paint Horse Club

All Walk Trot Showmanship

Show Date: 09/25/21

w w w . H o r s e S h o w P a t t e r n s . c o m

w w w . H o r s e S h o w P a t t e r n s . c o m



1. Begin at A. Trot from A past B
2. Stop and perform a 90 degree turn
3. Walk to the Judge, stop and set up for inspection
4. When dismissed back one horse length and perform a 270 degree turn
5. Trot to the line-up

Walk
Trot - - - - -
Back ← [arrows]
Marker (B)
Judge (J)

[SWT-3]

Pattern Provided by:
Your Judges

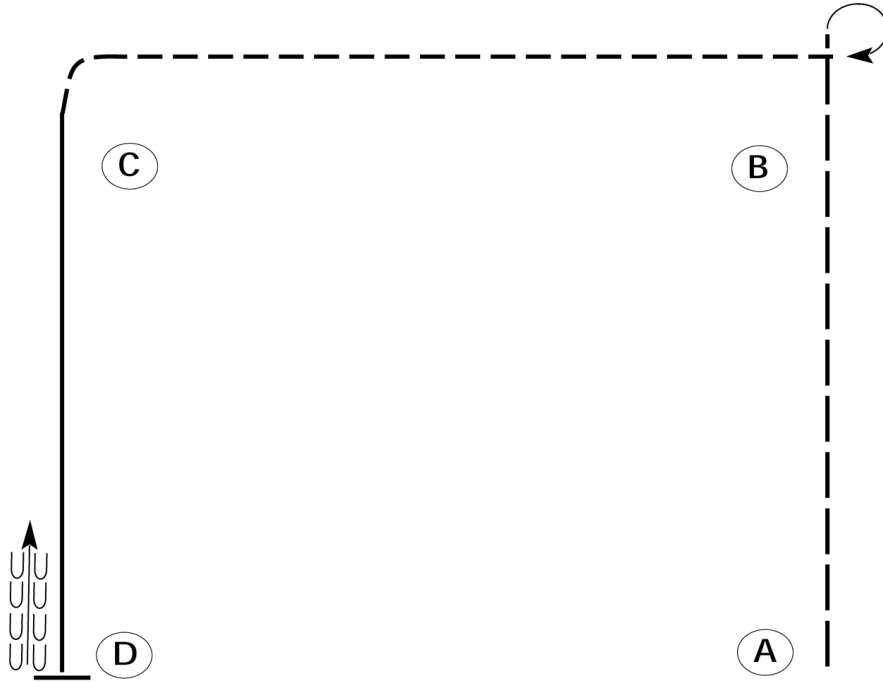
Garden State Paint Horse Club

All Breed, Novice Youth and Amateur Horsemanship

Show Date: 09/25/21

w w w . H o r s e S h o w P a t t e r n s . c o m

w w w . H o r s e S h o w P a t t e r n s . c o m



Be ready at A.

1. Extended jog from A to B.
2. Stop past B and execute a 270 degree turn to the right.
3. Jog from B around C.
4. Lope on the left lead from C to D.
5. Stop at D and back one horse length.

Please exit at a jog.

Walk
Jog	-----
Extended Jog	- - - - -
Lope	—————
Leg Yield	
Lead Change	///
Back	←←←←←
Marker	ⓑ
Sidepass	←- - - - -→

[WH/1-23]

Pattern Provided by:

Your Judges

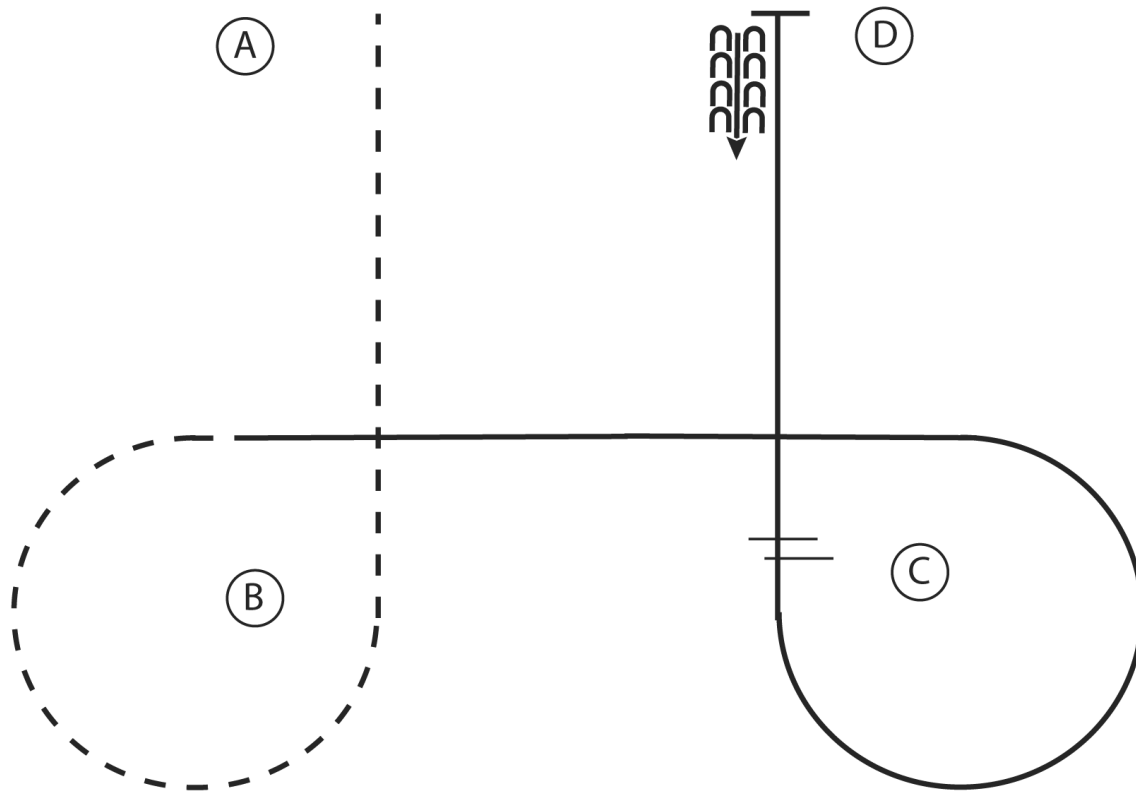
Garden State Paint Horse Club

All Youth and Amateur Horsemanship

Show Date: 09/25/21

w w w . H o r s e S h o w P a t t e r n s . c o m

w w w . H o r s e S h o w P a t t e r n s . c o m



1. Jog A to B
2. Jog a circle around B
3. At B lope on the right lead to and in a circle around C
4. At C perform a lead change and continue to D
5. At D stop and back 4 steps

Walk
Jog	-----
Extended Jog	-----
Lope	—————
Leg Yield	
Lead Change	—/—
Back	← C C C C
Marker	⊙ B
Sidepass	← - - - - →

[WH/2-32]

Pattern Provided by:

Your Judges

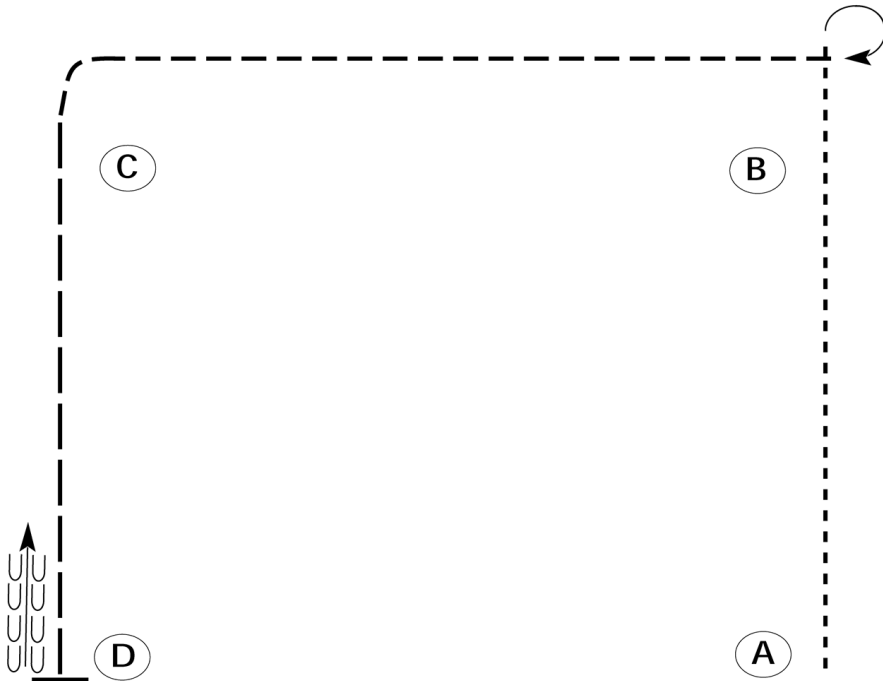
Garden State Paint Horse Club

All Walk Trot Horsemanship

Show Date: 09/25/21

w w w . H o r s e S h o w P a t t e r n s . c o m

w w w . H o r s e S h o w P a t t e r n s . c o m



Be ready at A.

1. Walk from A to B.
2. Stop past B and execute a 270 degree turn to the right.
3. Jog from B around C.
4. Extend the jog from C to D.
5. Stop at D and back one horse length.

Please exit at a jog.

Walk	-----
Jog	- - - - -
Extended Jog	-----
Lope	—————
Leg Yield	
Lead Change	— / —
Back	← ← ← ← ←
Marker	⊙ B
Sidepass	← — — — — →

[WH/WT-23]

Pattern Provided by:

Your Judges