

GSPHYC Youth & Amateur- No Bling

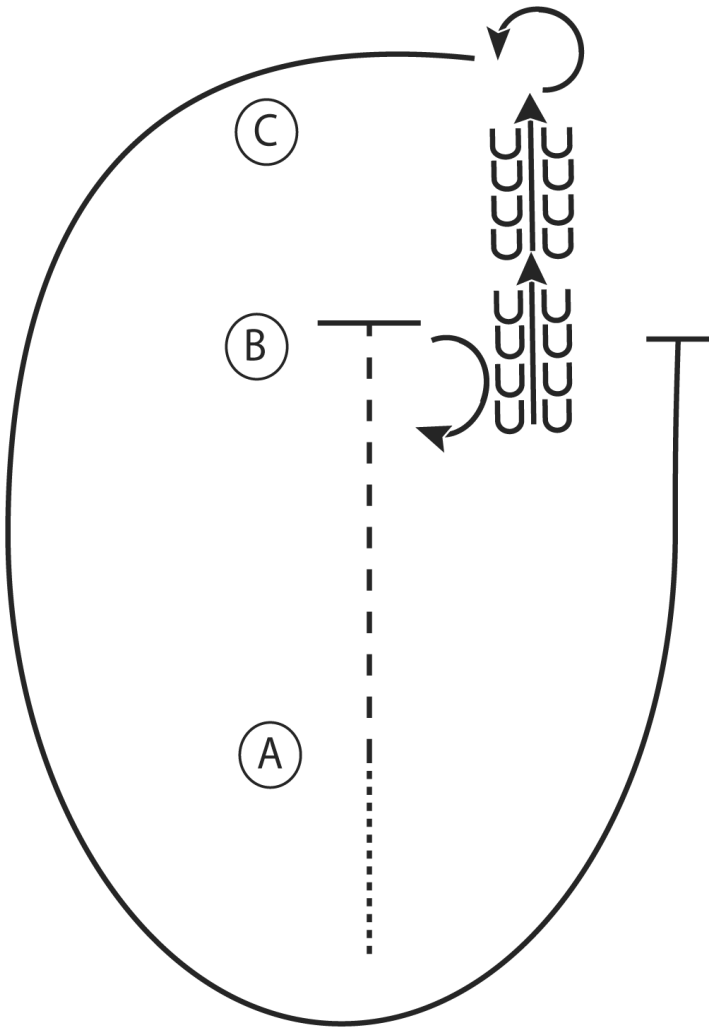
Youth & Amateur Hosemanship

Show Date: 03-15-2020

www.HorseShowPatterns.com

www.HorseShowPatterns.com

1. Walk to A
2. Jog A to B
3. Stop at B and perform a 180 degree turn to the right
4. Back to C
5. At C perform a 270 degree turn to the left
6. Lope a circle around A, returning to B
7. Stop at B



| | |
|--------------|-------|
| Walk | |
| Jog | ----- |
| Extended Jog | ----- |
| Lope | ————— |
| Leg Yield | |
| Lead Change | ↙ |
| Back | ←←← |
| Marker | ⊙ |
| Sidepass | ←←← |

[WH/2-14]

Pattern Provided by:

Rhonda Replogle

GSPHYC Youth & Amateur- No Bling

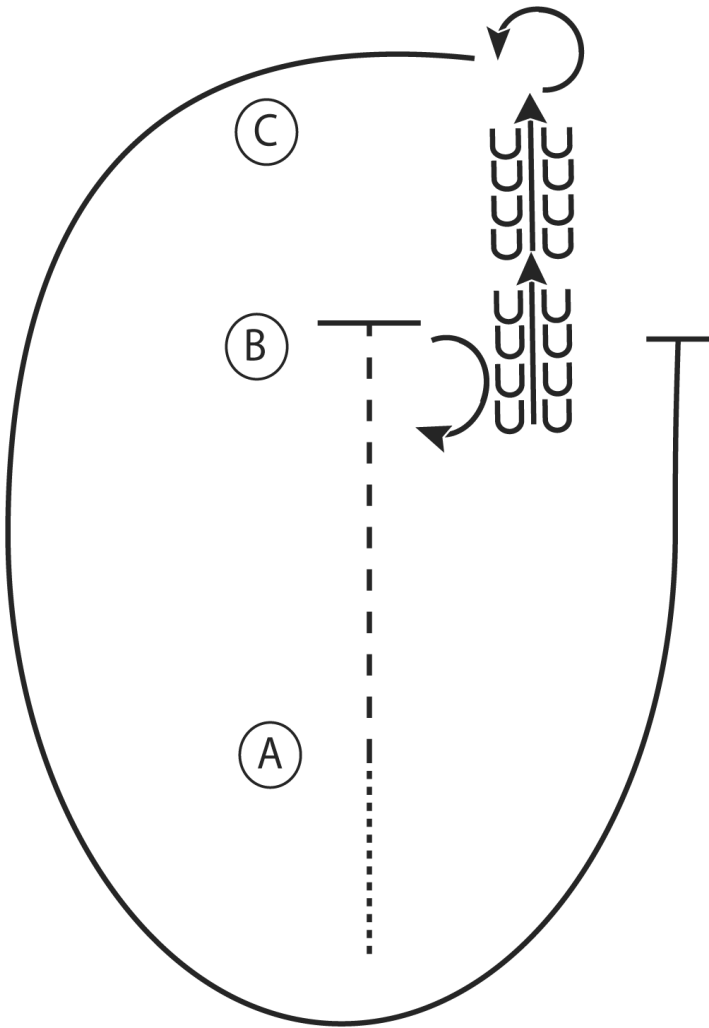
Youth & Amateur Hosemanship

Show Date: 03-15-2020

www.HorseShowPatterns.com

www.HorseShowPatterns.com

1. Walk to A
2. Jog A to B
3. Stop at B and perform a 180 degree turn to the right
4. Back to C
5. At C perform a 270 degree turn to the left
6. Lope a circle around A, returning to B
7. Stop at B



| | |
|--------------|------------|
| Walk | |
| Jog | ----- |
| Extended Jog | ----- |
| Lope | ————— |
| Leg Yield | |
| Lead Change | ↙ |
| Back | ←←← →→→ |
| Marker | Ⓚ |
| Sidepass | ←---→ |

[WH/2-14]

Pattern Provided by:

Rhonda Replogle

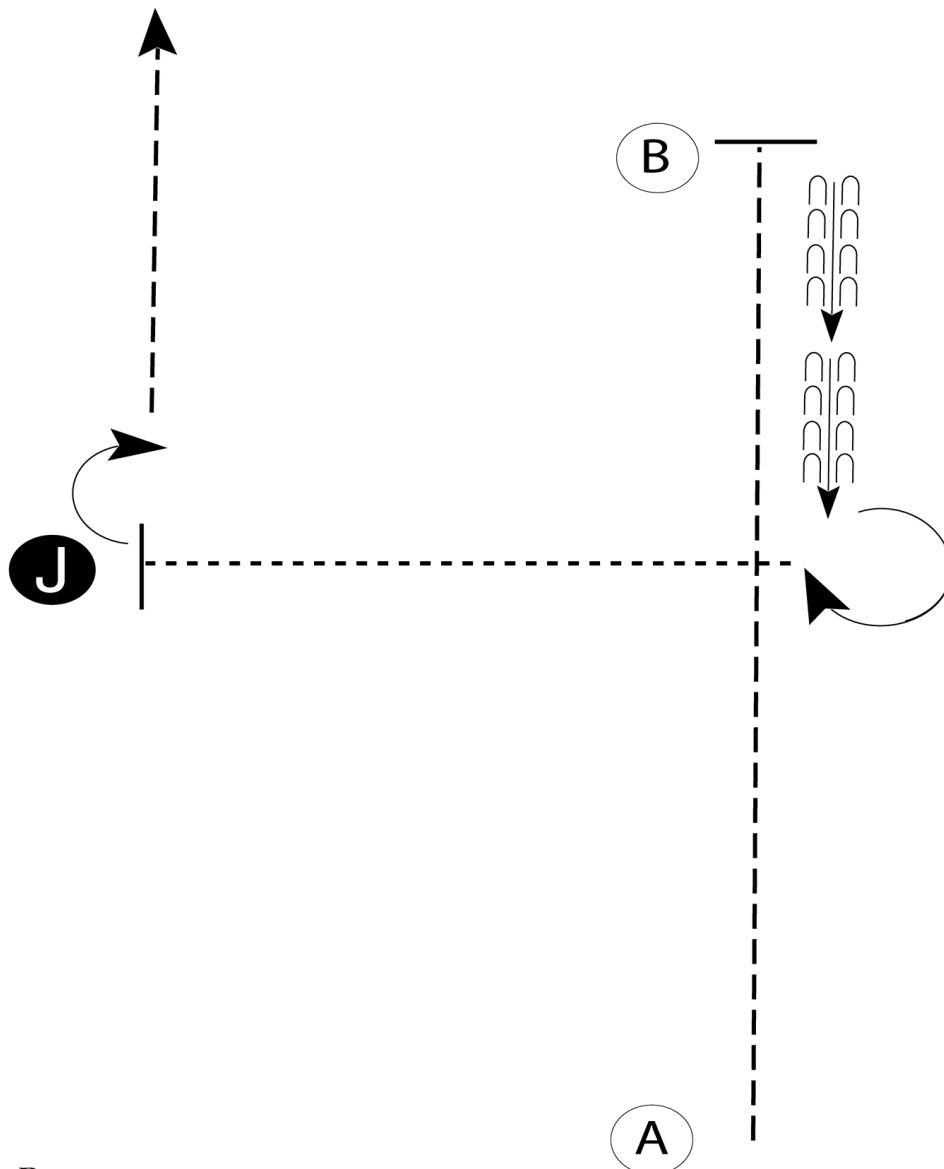
GSPHYC Youth & Amateur- No Bling

Showmanship Youth & Amateur Walk Trot

Show Date: 03-15-2020

w w w . H o r s e S h o w P a t t e r n s . c o m

w w w . H o r s e S h o w P a t t e r n s . c o m



1. Trot A to B.
2. Stop at B.
3. Back halfway to A.
4. Perform a 270 degree turn .
5. Walk to the judge, stop and set up for inspection.
6. When dismissed, perform a 90 degree turn and trot away from judge.

| | |
|--------|----------------------|
| Walk | ----- |
| Trot | - - - - - |
| Back | ← C C C C C C C C |
| Marker | ⓑ |
| Judge | ⓙ |

Follow the instructions of your ring steward.

[SWT-1]

Pattern Provided by:

Rhonda Replogle

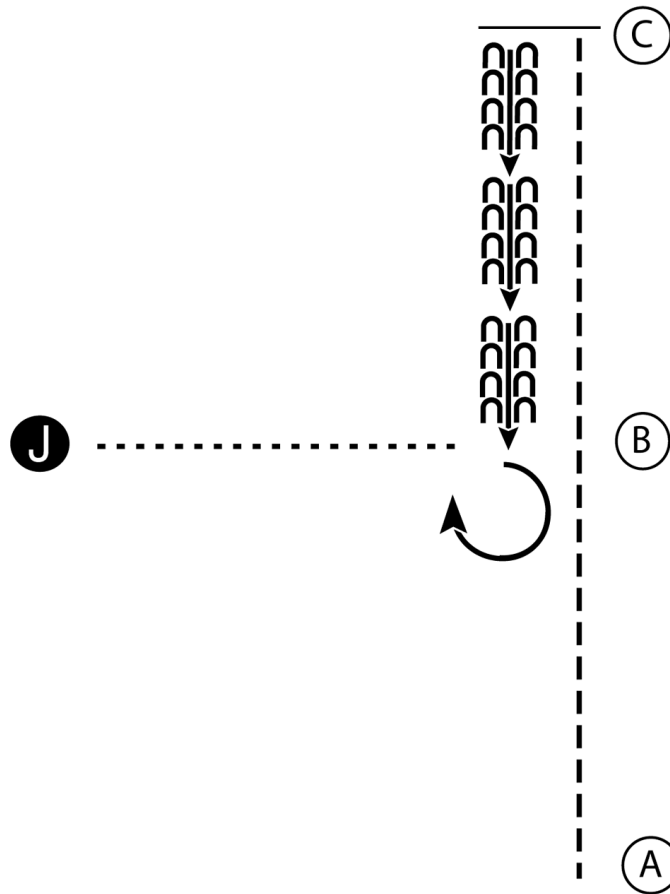
GSPHYC Youth & Amateur- No Bling

Showmanship Novice Youth & Amateur


Show Date: 03-15-2020

w w w . H o r s e S h o w P a t t e r n s . c o m

w w w . H o r s e S h o w P a t t e r n s . c o m



1. Trot from A to C.
2. Stop at C.
3. Back to B.
4. Perform a 270 degree turn.
5. Walk to the judge and set up for inspection.
6. When dismissed walk to line-up.

Walk
Trot - - - - -
Back ← 
Marker (B)
Judge (J)

[S/1-3]

Pattern Provided by:

Rhonda Replogle

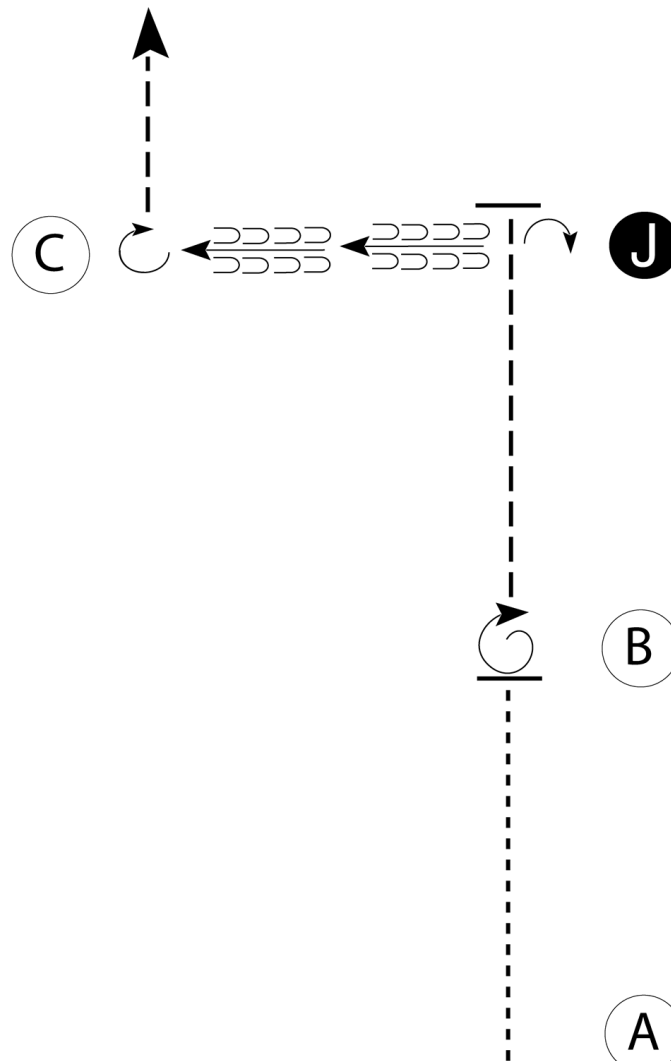
GSPHYC Youth & Amateur- No Bling

Showmanship Youth & AMateiur

Show Date: 03-15-2020

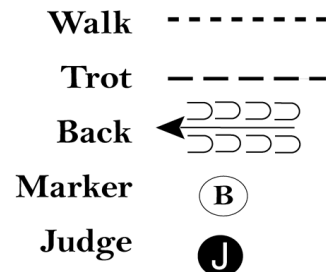
w w w . H o r s e S h o w P a t t e r n s . c o m

w w w . H o r s e S h o w P a t t e r n s . c o m



Be ready at A.

1. Walk A to B.
2. Stop at B and perform a 360 degree turn.
3. Trot until even with Judge.
4. Stop and perform a 90 degree turn; set up for inspection.
5. When dismissed, back to C.
6. Perform a 270 degree turn and trot straight away.



Follow the instructions of your ring steward.

[S/2-4]

Pattern Provided by:

Rhonda Replogle

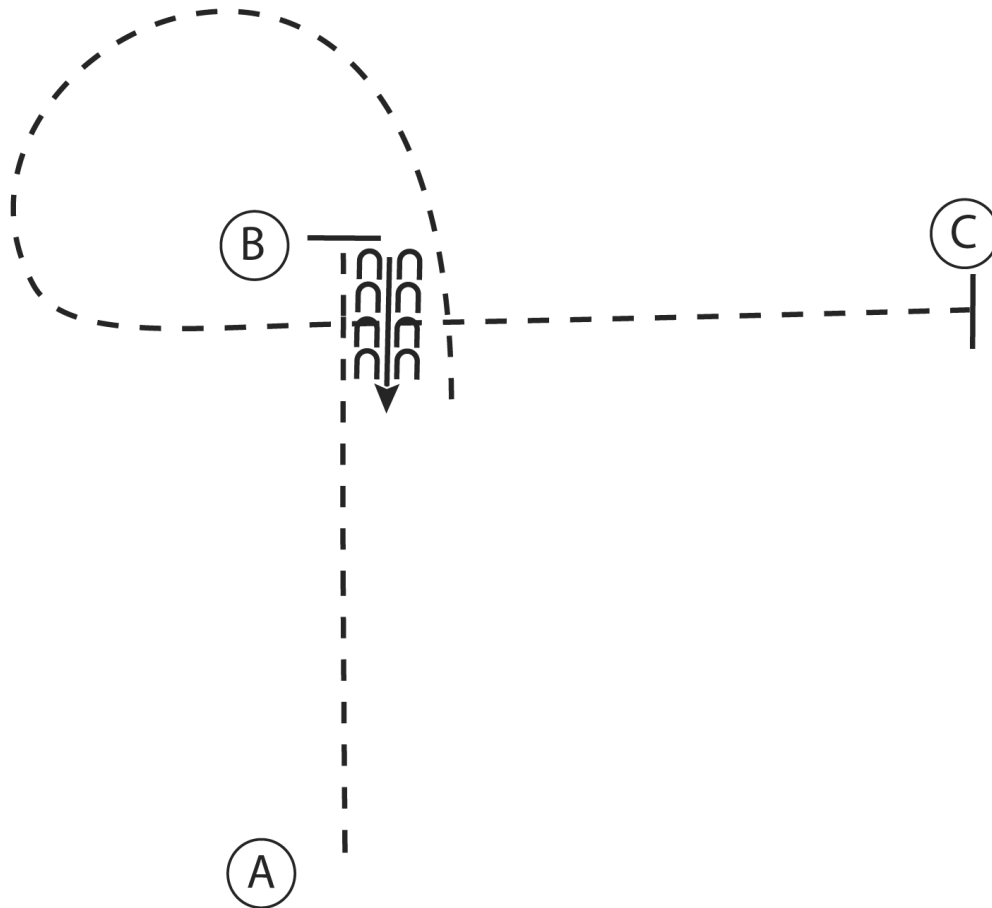
GSPHYC Youth & Amateur- No Bling

Walk Trot Eq

Show Date: 03-15-2020

w w w . H o r s e S h o w P a t t e r n s . c o m

w w w . H o r s e S h o w P a t t e r n s . c o m



1. Trot A to B
2. At B stop and back 4 steps
3. Trot a circle around B and continue to C
4. Stop at C

| | |
|---------------|---------------|
| Walk | |
| Trot | - - - - - |
| Extended Trot | - - - - - |
| Canter | ————— |
| Leg Yield | |
| Lead Change | — / — |
| Back | ← C C C C C |
| Marker | (B) |
| Sidepass | ← - - - - - → |

[HSE/WT-2]

Pattern Provided by:

Rhonda Replogle

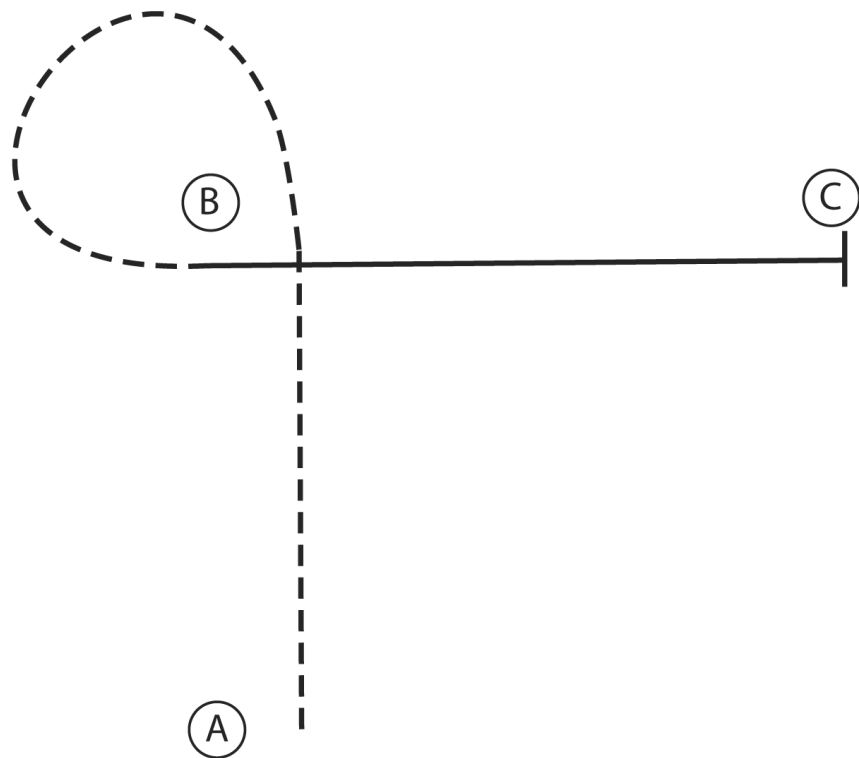
GSPHYC Youth & Amateur- No Bling

Novice Eq Youth & Amateur

Show Date: 03-15-2020

w w w . H o r s e S h o w P a t t e r n s . c o m

w w w . H o r s e S h o w P a t t e r n s . c o m



1. Sitting trot A to B
2. Posting trot around B
3. At B canter on the right lead to C
4. Stop at C

| | |
|---------------|---------|
| Walk | |
| Trot | ----- |
| Extended Trot | ----- |
| Canter | ————— |
| Leg Yield | |
| Lead Change | ↘ |
| Back | ←←←←← |
| Marker | ⊙ |
| Sidepass | ←-----→ |

[HSE/1-7]

Pattern Provided by:

Rhonda Replogle

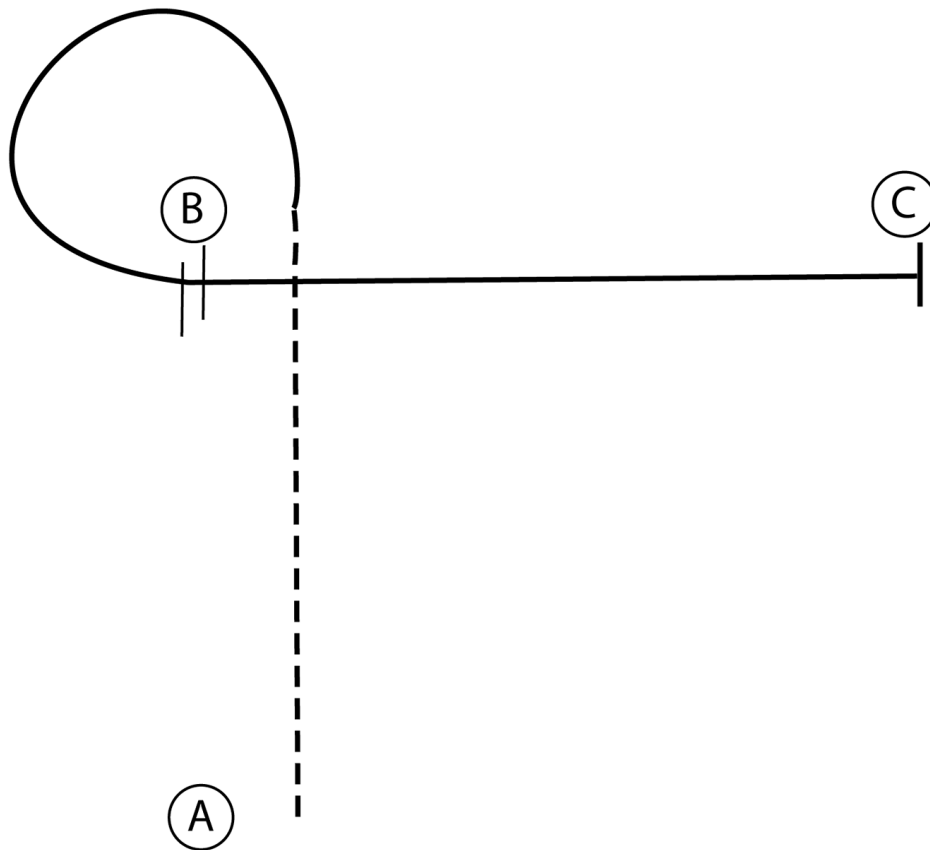
GSPHYC Youth & Amateur- No Bling

HS Eq Youth & Amateur

Show Date: 03-15-2020

w w w . H o r s e S h o w P a t t e r n s . c o m

w w w . H o r s e S h o w P a t t e r n s . c o m



1. Posting trot A to B on the right diagonal
2. At B canter on the right lead around B
3. At B perform a simple lead change and continue to C
4. Stop at C

| | |
|---------------|---------|
| Walk | |
| Trot | ----- |
| Extended Trot | ----- |
| Canter | ————— |
| Leg Yield | |
| Lead Change | ↙ |
| Back | ←←←← |
| Marker | (B) |
| Sidepass | ←-----→ |

[HSE/2-14]

Pattern Provided by:

Rhonda Replogle

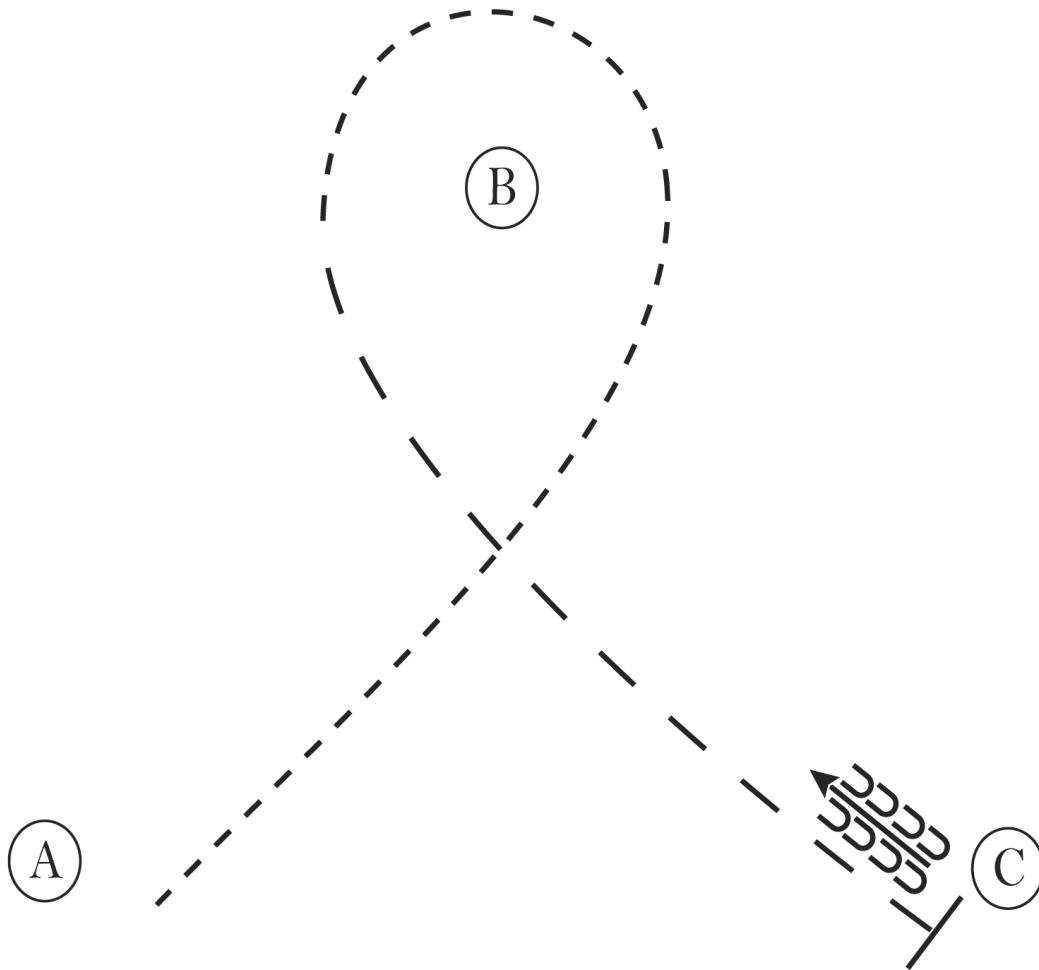
GSPHYC Youth & Amateur- No Bling

Horsemanship Walk Trot

Show Date: 03-15-2020

w w w . H o r s e S h o w P a t t e r n s . c o m

w w w . H o r s e S h o w P a t t e r n s . c o m



1. Jog A to B
2. Jog around B
3. Extend the jog at B to C.
4. At C stop and back 4 steps

| | |
|--------------|-------|
| Walk | |
| Jog | ----- |
| Extended Jog | ----- |
| Lope | ———— |
| Leg Yield | |
| Lead Change | ↘ |
| Back | ←←←← |
| Marker | ⊙ |
| Sidepass | ←←←← |

[WH/WT-9]

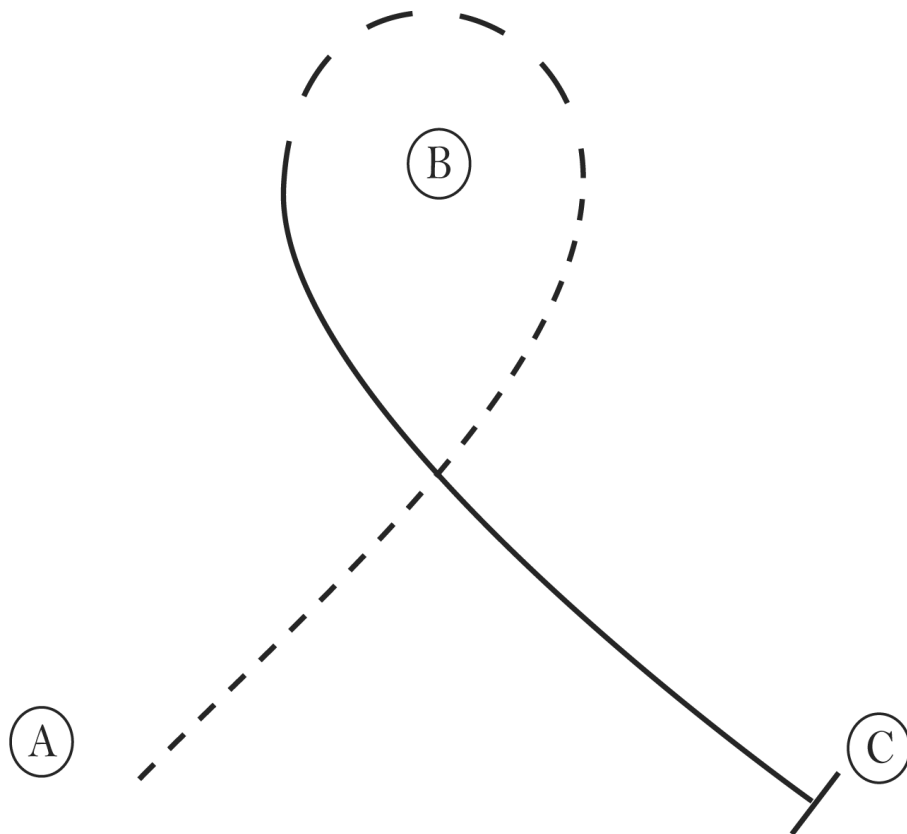
Pattern Provided by:

Rhonda Replogle

GSPHYC Youth & Amateur- No Bling

Novice Horsemanship

Show Date: 03-15-2020



1. Jog A to B
2. At B extend the jog
3. Extended jog around B
4. At B lope on the right lead to C
5. Stop at C

| | |
|--------------|-------|
| Walk | |
| Jog | ----- |
| Extended Jog | ----- |
| Lope | ————— |
| Leg Yield | |
| Lead Change | ↘ |
| Back | ←←←←← |
| Marker | (B) |
| Sidepass | ←←←←← |

[WH/1-3]

Pattern Provided by:

Rhonda Replogle

w w w . H o r s e S h o w P a t t e r n s . c o m

w w w . H o r s e S h o w P a t t e r n s . c o m